

# 1100

Please turn to our **Company Profile** and **Level Switch Selection Guide** to learn more of the advantages in specifying **Thomas Products Ltd.** sensors.

## FIXED SET POINTS, 3/4" - 3" NPT, BRONZE & SST

### Part No.


SIZE NPT	FLOW SETTING GPM <small>See Note 1, 12</small>	P/N BRONZE	P/N 316 SST
3/4" <small>See Note 13</small>	.5	18100	
	1.0	18101	
	2.0	18102	
	3.0	18103	
	4.0	18104	
	5.0	18105	
	6.0	18106	
1"	.5	18127	18140
	1.0	18128	18141
	2.0	18129	18142
	3.0	18130	18143
	4.0	18131	18144
	5.0	18132	18145
	6.0	18133	18146
1 1/4"	1.0	18153	
	2.0	18154	
	4.0	18155	
	6.0	18156	
	8.0	18157	
	10	18158	
	12	18159	
1 1/2"	1.5	18183	18197
	3	18184	18198
	5	18185	18199
	7.5	18186	18200
	10	18187	18201

SIZE NPT	FLOW SETTING GPM <small>See Note 1, 12</small>	P/N BRONZE	P/N 316 SST
1 1/2"	15	18188	18202
	20	18189	18203
	30	18190	18204
2"	2	18211	18225
	4	18212	18226
	5	18213	18227
	10	18214	18228
	15	18215	18229
	26	18216	18230
	35	18217	18231
2 1/2"	5	18239	N/A
	10	18240	
	15	18241	
	20	18242	
	25	18243	
	30	18244	
	40	18245	
	50	18246	
3"	5	18255	N/A
	15	18256	
	20	18257	
	25	18258	
	30	18259	
	40	18260	
	50	18261	
	60	18262	
75	18263		
100	18264		

### Notes: Model 1100

- Standard flow calibration is in water @ 70°F. Calibrated on increasing flow.
- Temperature effect on flow settings: water calibration, slight change; oil varies with viscosity.
- Strain reliefs are standard. Optional silicone potting avail. Consult factory.
- Optional 100W SPST reed switches are stocked. Consult factory.
- Relays for higher loads, junction boxes, terminal strips, etc. are available. See accessories section for details (See Page 28)
- Optional cables available. Consult factory.
- Other wetted materials: ceramic ring magnet.
- Optional SST identification tags attached to unit. Consult factory.
- Optional M/S connector. MS3102E10S-3P
- Optional port sizes: BSP, SAE, silver braze, socket weld, etc. Consult factory.
- High temperature units available to 400°F. Consult factory.
- Standard flow settings are calibrated in water. Other set points in water or oil are available. Consult factory.
- For pipe sizes smaller than 3/4", install appropriate size bushings.
- Calibration: Flow stands are calibrated to the National Bureau of Standards and Thomas Products Ltd. recalibration schedule.

### Specialty Options:




**MODEL 1100M-SB**  
Marine Flow Switch for sea water applications.

NAV SEA  
Dept. of Navy  
QPL Listed MIL-S-16032  
Shipboard Alarm Systems.


Monel trim.

Silver braze ports.



Pat. No. 5,162,624

**MODEL 2600**  
Economical PVC. Straight through flow path.



**MODEL 1100** with optional M/S connector. MS3102E10S-3P and SST Ident. tag.



**MODEL 1800**  
Economical PVC. 90° flow path.