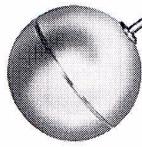


4100 SIDE MOUNTED

METAL

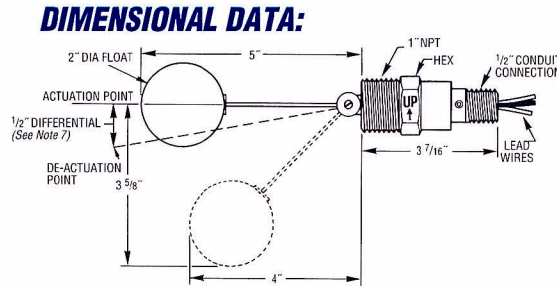
Brass & 316 SST 1" NPT

Rugged investment casted rocker assembly means no plastic parts to wear out.



Strong Alnico bar magnet in a stainless steel shuttle, and entire unit can be constructed so every wetted part is stainless steel.

Replaceable SPDT switch capsule



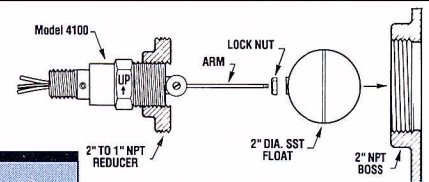
Drawing 1.0

Notes:

1. Float S.G. .8
2. Float S.G. .75
3. Lead wires are available in different lengths, terminated ends or cable. Consult factory.
4. Relays are available for handling higher loads than allowed. See *Accessories* section for details.
5. SST units can be made with all wetted parts being SST.
6. 100 VA SPST non-UL reed switches are stocked. Consult factory.
7. 1" differential units are available. Consult factory.

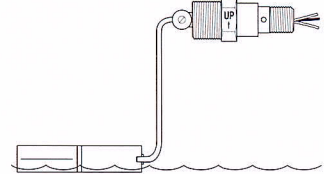
Specifications:

P/N	Mounting	Stem	Float	Switch	Lead Wires	Operating Temp.	Operating Pressure
24221	1" NPT. See Dwg. 1.0	Brass	316 SST 2" Spherical See Note 1	20VA SPDT See Note 6	18 AWG Polymeric 24" Long See Notes 3, 4	-30°F to +300°F	900 PSIG Max.
24222		316 SST See Note 5					
24227	1" NPT. See Dwg. 2.0	Brass	316 SST 1" Cylindrical See Note 2	20VA SPDT See Note 6	18 AWG Polymeric 24" Long See Notes 3, 4	-30°F to +300°F	1000 PSIG Max.
24228		316 SST See Note 5					

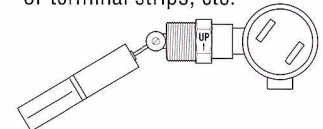


Drawing 1.1

Custom made arms are available to help keep the contaminated liquid out of the mechanism.



Optional junction boxes shown in the *Accessories* section mount directly onto the 1/2" conduit connection for relays or terminal strips, etc.




See Model 3900 for use in contaminated liquids where only the float gets wet.



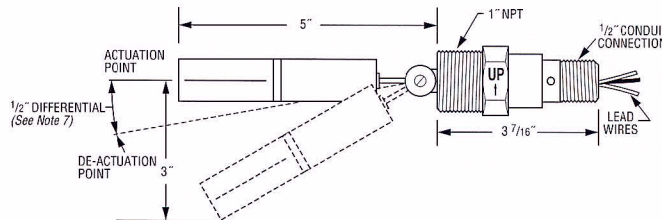
Brass & 316 SST 1" NPT

Unit installs directly into a 1" NPT boss.



Solid one-piece housing, no brazed or welded joints.

DIMENSIONAL DATA:



Drawing 2.0

Electrical

Switch Ratings... Max Resistive Loads

V.A.	VOLTS	AMPS DC	AMPS AC	AMPS AC MAX
20	0 - 50	.4	.4	1.0
	120	.15	.16	
	240	.06	.08	

20VA - 120-240 VAC Pilot Duty

