


4400 SIDE MOUNTED

PLASTIC

1/2" NPT (With Conduit Connector)



Notes:

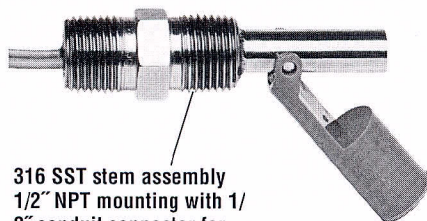
1. Lead wires are available in different lengths, terminated ends or cable. Consult factory.
2. 100 VA SPST non-UL reed switches are stocked. Consult factory.
3. Relays are available for handling higher loads than allowed. See *Accessories* section for details.
4. Optional silicone gasket P/N 3474 1/16" thick x 1" O.D. x 1/2" I.D. 40 durometer. (Other materials are available – consult factory.)
5. Optional silicone gasket P/N 3500 1/16" thick x 1" O.D. x 5/8" I.D. 40 durometer. (Other materials are available – consult factory.)
6. All Model 4400 level switches depicted are available with cable. All specifications are the same except for operating temperature of -40°F to +176°F. Determine the length of cable required and contact factory sales department for pricing. UL recognized Model No. 4400L.
7. Float specific gravity .7

Specifications:


P/N	Mounting	Stem	Float <i>See Note 7</i>	Switch	Lead Wires	Operating Temp.	Operating Pressure
42681	1/2" NPT	Poly-sulfone	Poly-sulfone	20VA SPST <i>See Notes 2 & 3</i>	22 AWG PVC 24" Long <i>See Note 1</i>	-40°F to +225°F	150 PSIG Max.
42682		Poly-propylene	Poly-propylene				100 PSIG Max.

- Variations of standard unit can be easily done in our tool room to provide you with samples before production starts.


SPECIALTY OPTIONS:



316 SST stem assembly 1/2" NPT mounting with 1/2" conduit connector for J-box, polysulfone float.



Quick disconnect connectors.



Side mounted bent stem see Model 4900.

Ryton® level switch with cable.

Electrical

Switch Ratings... Max Resistive Loads

V.A.	VOLTS	AMPS DC	AMPS AC MAX	AMPS AC MAX
20	0 - 50	.4	.4	1.0
	120	.15	.16	
	240	.06	.08	

Switch Rating of UL Recognized Units, 50-240VAC Pilot Duty.

WIRING DIAGRAM FOR STANDARD SPST SWITCHES

